

Prof. Dipl.-Ing. Erwin Schweda

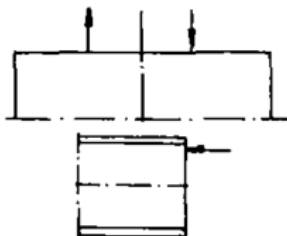

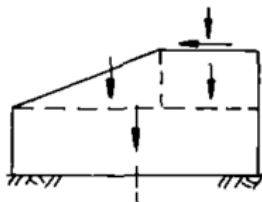
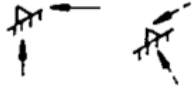

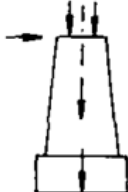
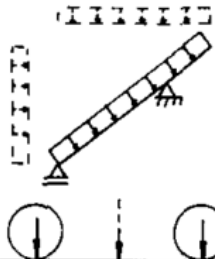


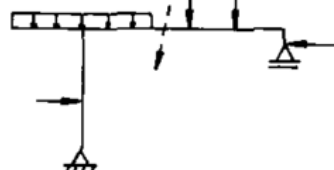

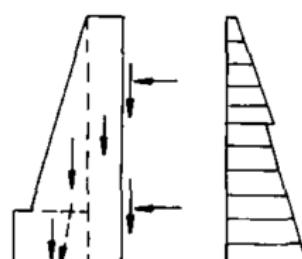

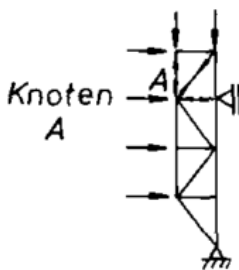
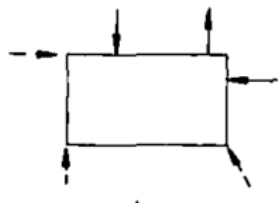

# Baustatik

Beispielsammlung

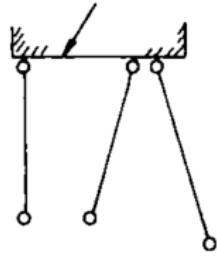
Werner-Verlag

# Inhaltsverzeichnis

## Teil A – Statisch bestimmte Systeme

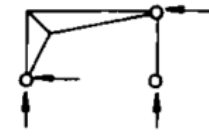
<b>A 1 Grundlagen</b> . . . . .			1
A 1.1 Verschieben von Kräften quer zur Wirkungslinie – Versetzungsmoment, Moment eines Kräftepaars . . . . .			1
A 1.1		1	
A 1.2		1	
A 1.3			2
A 1.2 Zusammensetzen und Zerlegen von Kräften . . . . .			3
A 1.4		3	
A 1.5		3	
A 1.6		5	
A 1.7		5	
A 1.8		6	
A 1.9			7
A 1.10			7
A 1.11			8
A 1.12			9
A 1.3 Gleichgewicht . . . . .			10
A 1.13		10	
A 1.14		11	
A 1.15			12
A 1.16			14

A 1.17



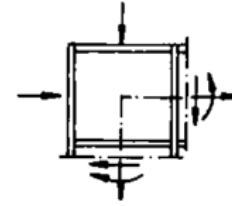
14

A 1.18



15

A 1.19



16

**A 2 Statisch bestimmte Systeme ohne Nebenbedingungen . . . . . 17**

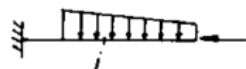
**A 2.1 Ermittlung von Auflagerreaktionen und Anwendung des Schnittprinzips . . . . . 17**

A 2.1



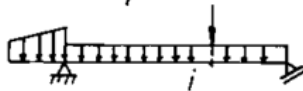
17

A 2.2



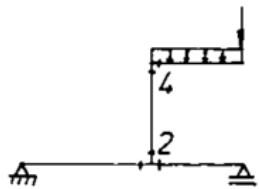
18

A 2.3



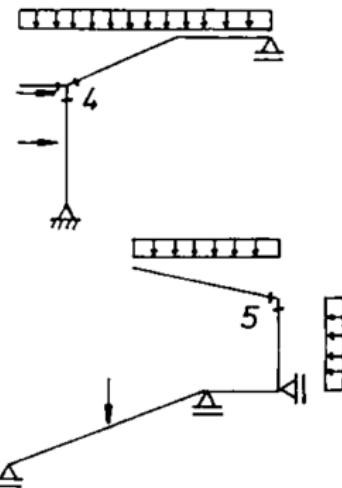
19

A 2.4



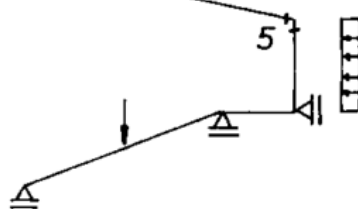
20

A 2.5



21

A 2.6



23

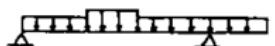
**A 2.2 Zustandslinien  $M^B$ ,  $Q$  und  $N$  sowie Ermittlung maximaler Biegemomente . . . . . 25**

A 2.7




26

A 2.8



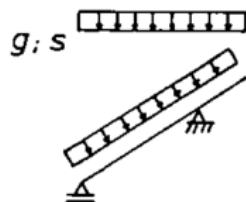
27

A 2.9



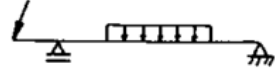
28

A 2.10



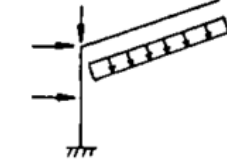
30

A 2.11



32

A 2.12



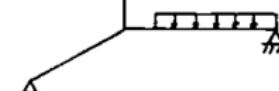
34

A 2.13



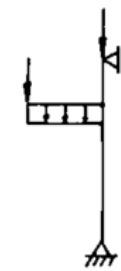
35

A 2.14



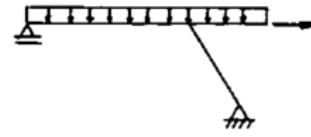
36

A 2.15



38

A 2.16

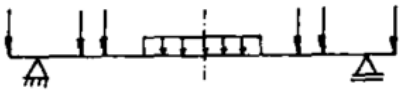


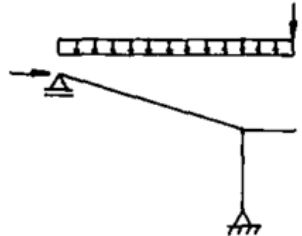
39

A 2.17

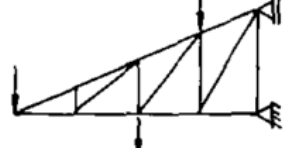


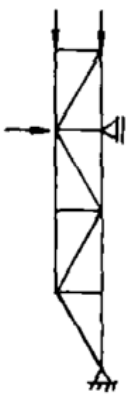
41

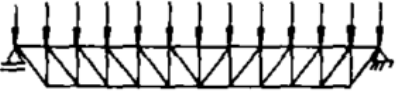
A 2.18  43

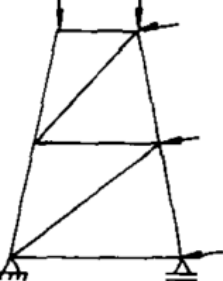
A 2.19  44


**A 3 Fachwerke** ..... 46

A 3.1  46

A 3.7  55

A 3.2  47

A 3.3  48

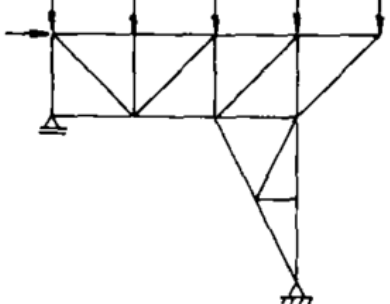
A 3.8  56

A 3.4  50

A 3.9  57

A 3.5  51


A 3.10  58

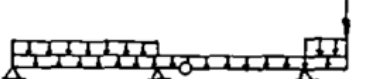
A 3.6  54

**A 4 Statisch bestimmte Systeme mit Nebenbedingungen** ..... 60

A 4.1 Gelenkträger ..... 60

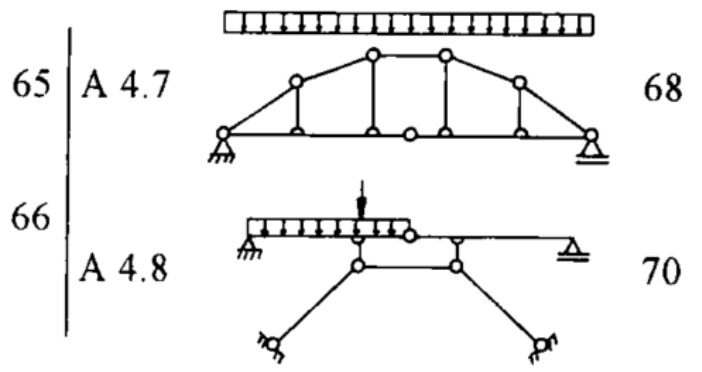
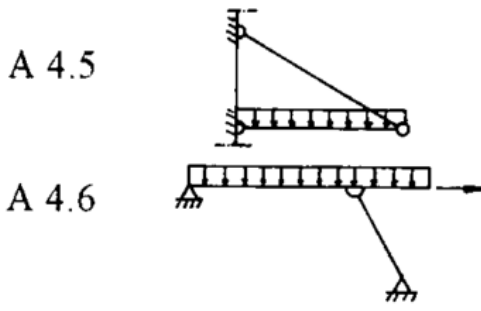
A 4.1  60

A 4.3  62

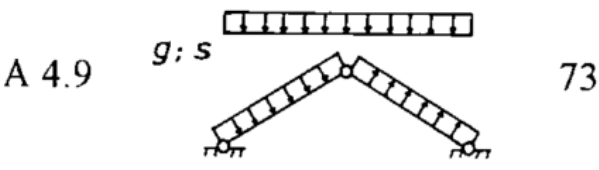
A 4.2  62

A 4.4  64

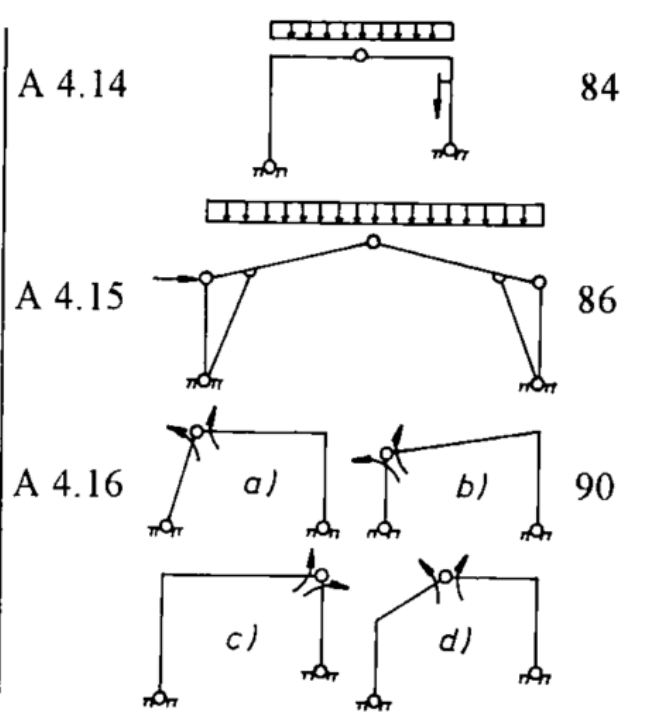
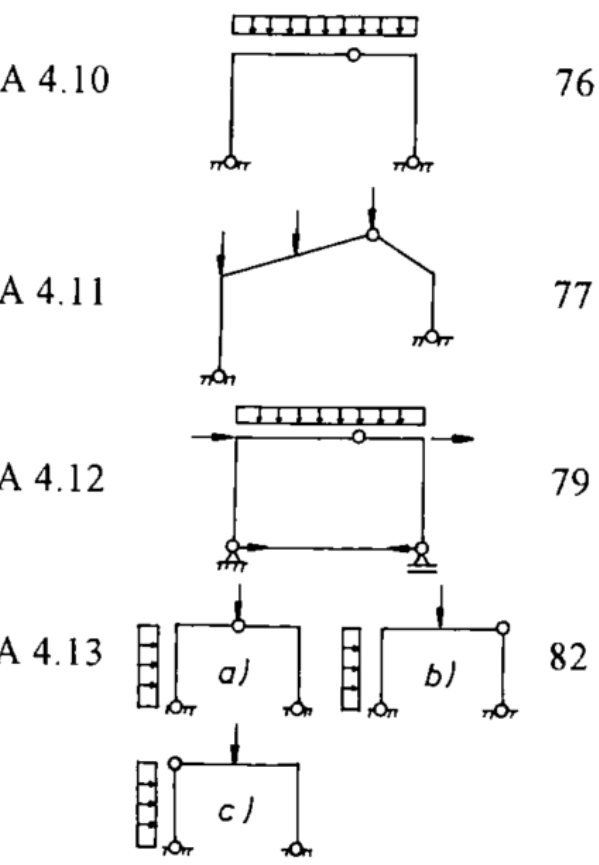
A 4.2 Gemischte Systeme: Biegeträger und Pendelstäbe . . . . . 65



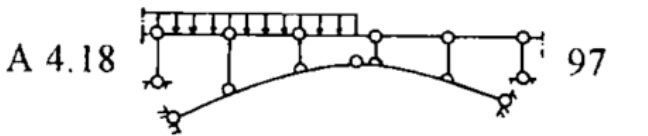
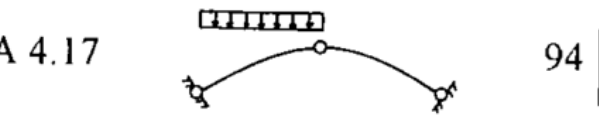
A 4.3 Sparrendächer . . . . . 73

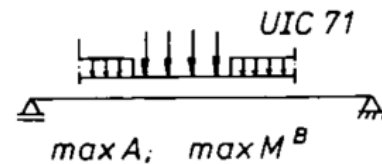


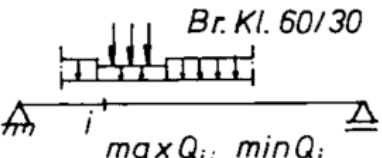
A 4.4 Dreigelenkrahmen . . . . . 76

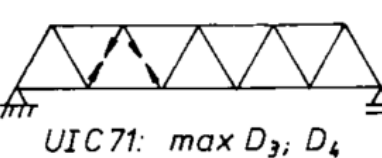


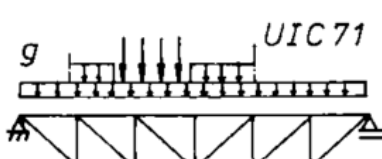
A 4.5 Dreigelenkbögen . . . . . 94

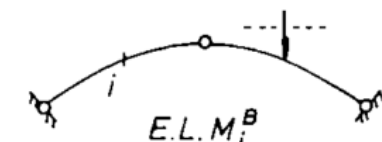


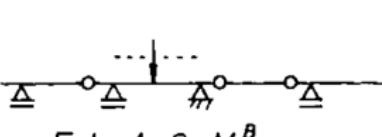
A 5.1  102  
*UIC 71*  
 $\max A; \max M^B$


A 5.2  103  
*Br. Kl. 60/30*  
 $\max Q_i; \min Q_i$

A 5.3  105  
*UIC 71: max D3; D4*

A 5.4  107  
*UIC 71*  
 $\max U$

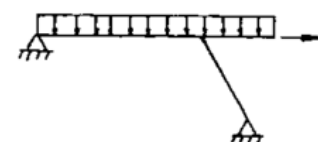
A 5.5  108  
 $E.L. M_i^B$


A 5.6  111  
 $E.L. A; Q; M^B$

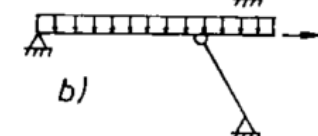
A 5.7  114  
*UIC 71*  
*Hüllkurven max Qi; min Qi*

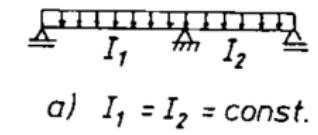
**Teil B – Statisch unbestimmte Systeme**

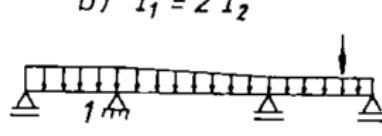
B 1 Kraftgrößen-Verfahren ..... 119  
 B 1.1 Rechnung am statisch bestimmten Grundsystem ..... 119

B 1.1  119  
 stat. best. Grundsystem:

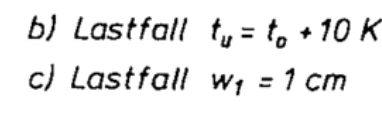
a)  119

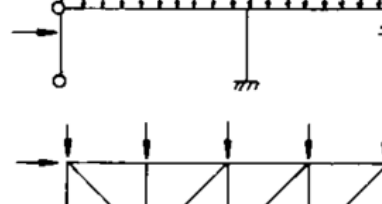
b)  122

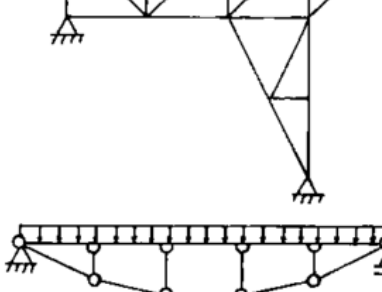
B 1.2  124  
 a)  $I_1 = I_2 = \text{const.}$  124  
 b)  $I_1 = 2 I_2$  126

B 1.3  127  
 a) Lastfall  $q+P$  127

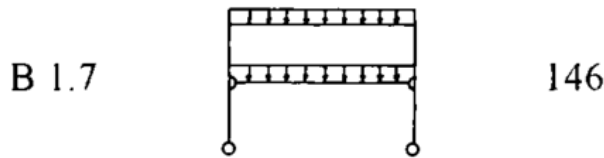
zu b) Lastfall  $t_u = t_o + 10 K$  131  
 c) Lastfall  $w_1 = 1 \text{ cm}$  132

B 1.4  134

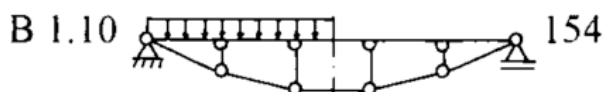
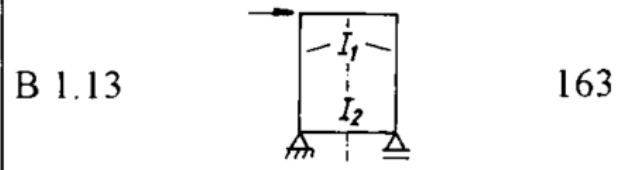
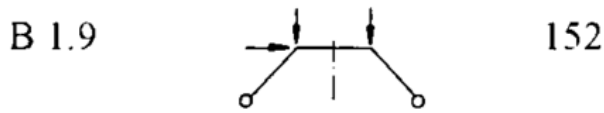
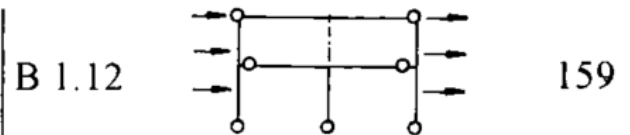
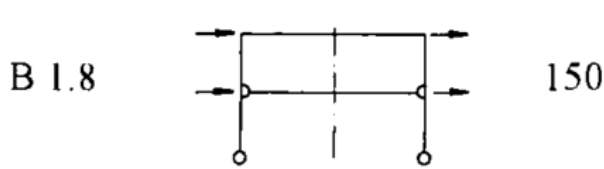
B 1.5  138

B 1.6  141

B 1.2 Rechnung am statisch unbestimmten Grundsystem . . . . . 146



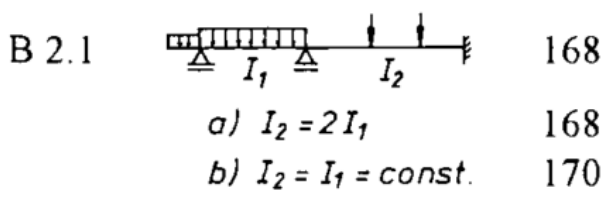
B 1.3 Ausnutzung von Symmetrieeigenschaften . . . . . 150



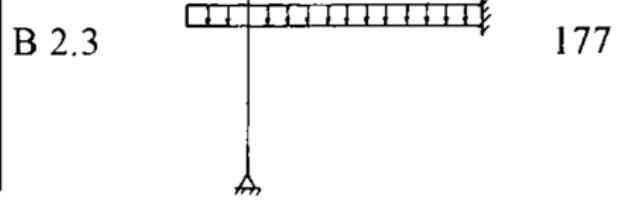
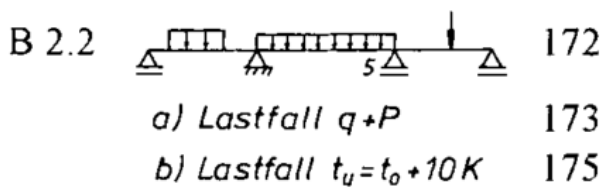
a)  $I_2 = 3I_1$  163  
 b)  $I_2 = I_1 = const.$  166

**B 2 Cross-Verfahren** . . . . . 168

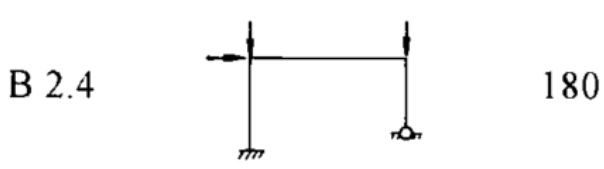
B 2.1 Unverschiebliche Systeme . . . . . 168



c) Lastfall  $w_5 = 1\text{ cm}$  176



B 2.2 Verschiebliche Systeme . . . . . 180



B 2.3 Ausnutzung von Symmetrieeigenschaften . . . . . 184

